

POLAR 1

Proiettore per interni ed esterni. Corpo in alluminio pressofuso verniciato con polvere termoidurente poliesteri anticorrosione colore silver, vetro temperato trasparente spessore 4 mm, guarnizione in silicone, driver elettronico 220-240V 50/60Hz. Prodotto in conformità alle vigenti norme EN / IEC 60598-1:2018.

Indoor and outdoor floodlight. Die cast aluminium body, coated with polyester anticorrosion powder, silver color, 4 mm thick tempered transparent glass, silicon gasket, electronic driver 220-240V 50/60Hz. Manufactured in accordance with EN / IEC 60598-1:2018.



INSTALLAZIONE / INSTALLATION



CARATTERISTICHE / MAIN FEATURES

| | 220/240 V_~ | -25°C / $+45^{\circ}\text{C}$ | IP66 | IK08 | RGO | CRI >80 / CRI >90 | 3 step MacAdam | <7% LOW flicker | L80-B20 >50.000h | L80-B50 >75.000h |

CODIFICA / CODING

Art.	+	Mod.	+ °K (CRI)	+	W. tot.	+ Options
7026		PR	22 = 2200°K (CRI >80)	30	GL = on/off	
		CR	30 = 3000°K (CRI >80)	40	GM = 1-10v	
		AR	40 = 4000°K (CRI >80)	50	GD = dali	
		RR	50 = 5000°K (CRI >80)	68	GV = vetro infrangibile / shatterproof glass	
			65 = 6500°K (CRI >80)		GA = vetro acidato / acid-etched glass	
			93 = 3000°K (CRI >90)			
			94 = 4000°K (CRI >90)			

Dotazione

Cavo in neoprene H07RN-F 3x1mm² già cablato, lunghezza 800mm.

Equipment

800mm long H07RN-F 3x1mm² neoprene cable included.

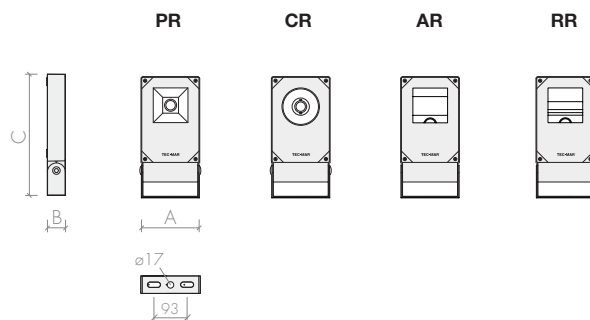


DIMENSIONI / DIMENSIONS

	A	B	C	Kg	mc		
D1	155	45	325	2,4	0,003	70	0,051 m ²

Δ LUMEN

2200°K (CRI >80) =	-19.85%
3000°K (CRI >80) =	-5.28%
3000°K (CRI >90) =	-18.15%
4000°K (CRI >80) =	standard
4000°K (CRI >90) =	-14.33%
5000°K (CRI >80) =	+0.90%
6500°K (CRI >80) =	+0.00%



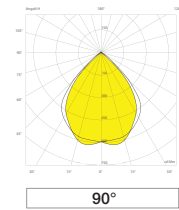
Mod. PR

Optica

Riflettore simmetrico 90° in alluminio satinato

Optic

90° wide beam matt satin aluminium reflector



W tot.	°K - CRI	n° Led	LUMEN LED	LUMEN OUTPUT	Lm/W	replace	dimension
30	4000K - CRI>80	1	4518	3624	121	70W JM	D1
40	4000K - CRI>80	1	6763	5424	136	70W JM/SAP	D1
50	4000K - CRI>80	1	8459	6784	136	100W JM	D1
68	4000K - CRI>80	1	9895	8017	118	150W JM	D1

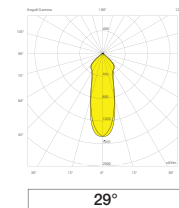
Mod. CR

Optica

Riflettore concentrante 29° in alluminio satinato

Optic

29° narrow beam matt satin aluminium reflector



W tot.	°K - CRI	n° Led	LUMEN LED	LUMEN OUTPUT	Lm/W	replace	dimension
30	4000K - CRI>80	1	4518	3479	116	70W JM	D1
40	4000K - CRI>80	1	6763	5207	130	70W JM/SAP	D1
50	4000K - CRI>80	1	8459	6512	130	100W JM	D1
68	4000K - CRI>80	1	9895	7696	113	150W JM	D1



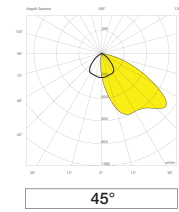
Mod. AR

Ottica

Riflettore asimmetrico 45° in alluminio satinato

Optic

45° asymmetric beam matt satin aluminium reflector



W tot.	°K - CRI	n° Led	LUMEN LED	LUMEN OUTPUT	Lm/W	replace	dimension
30	4000K - CRI>80	1	4518	3415	114	70W JM	D1
40	4000K - CRI>80	1	6763	5111	128	70W JM/SAP	D1
50	4000K - CRI>80	1	8459	6392	128	100W JM	D1
68	4000K - CRI>80	1	9895	7555	111	150W JM	D1



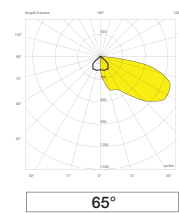
Mod. RR

Ottica

Riflettore asimmetrico 65° in alluminio satinato

Optic

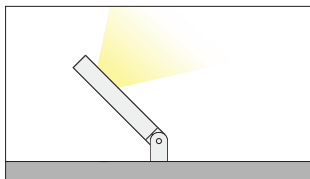
65° asymmetric beam matt satin aluminium reflector



W tot.	°K - CRI	n° Led	LUMEN LED	LUMEN OUTPUT	Lm/W	replace	dimension
30	4000K - CRI>80	1	4518	3244	108	70W JM	D1
40	4000K - CRI>80	1	6763	4855	121	70W JM/SAP	D1
50	4000K - CRI>80	1	8459	6073	121	100W JM	D1
68	4000K - CRI>80	1	9895	7177	106	150W JM	D1

INSTALLAZIONE / INSTALLATION

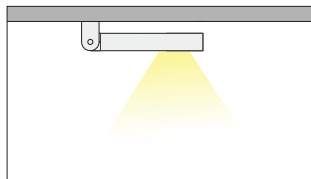
Installazione a terra Ground installation



Apparecchio adatto per installazione a terra

Ground installation


Installazione a soffitto Ceiling installation



Apparecchio adatto per installazione a plafone

Surface mounting installation

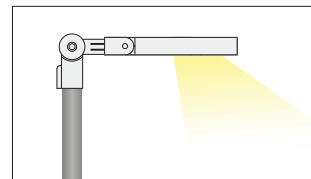
Installazione a parete Wall installation



Apparecchio adatto per installazione a parete

Wall installation

Installazione a palo Pole installation



Apparecchio adatto per installazione su palo Ø60mm (ACC097)

Top pole installation Ø60mm (ACC097)

ACCESSORI / ACCESSORIES



ACC068



ACC070



ACC069



ACC071



ACC097



ACC138

ACC068 Connettore stagno IP66 per connessione 2P+E (16A - 400V). Colore grigio. IP66 waterproof connector, 2P + E (16A - 400V). Color: grey.

ACC069 Connettore stagno IP66 per connessione 2P+E (16A - 400V). Colore nero. IP66 waterproof connector, 2P + E (16A - 400V). Color: black.

ACC070 Connettore stagno IP66 per connessione 4P+E (16A - 400V). Colore grigio. IP66 waterproof connector, 4P + E (16A - 400V). Color: grey.

ACC071 Connettore stagno IP66 per connessione 4P+E (16A - 400V). Colore nero. IP66 waterproof connector, 4P + E (16A - 400V). Color: black.

ACC097 Attacco palo regolabile per proiettori verniciato silver. Diametro palo 60 mm. Floodlights adjustable pole bracket, silver color. Pole diameter: 60 mm.

ACC138 Griglia di protezione 160 x 230 mm
160 x 230 mm protection grid

